CAPACITY PLAN WITH DEADWEIGHT SCALE

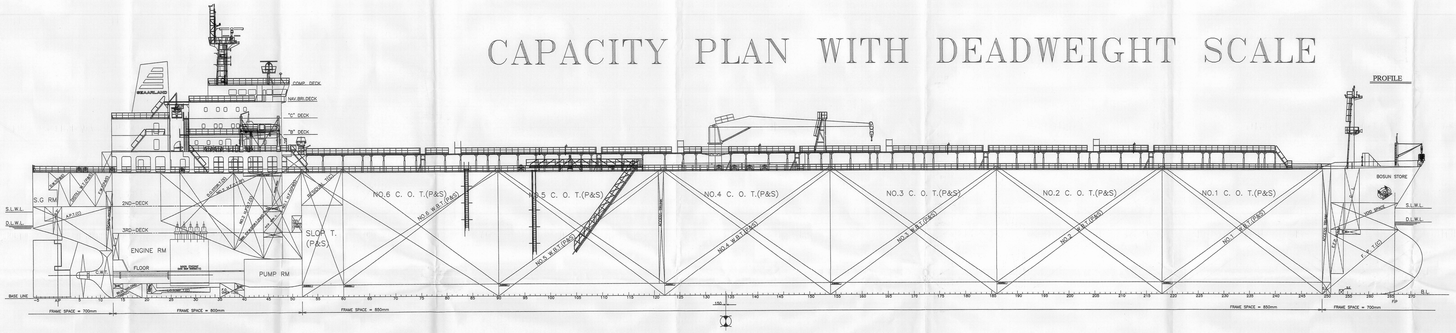

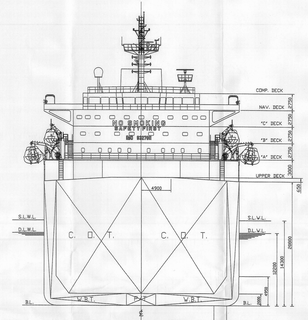

MIDSHIP SECTION

2-RD DECK PLAN

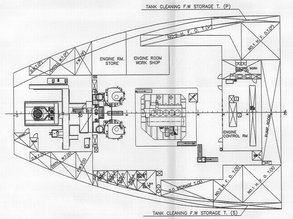

TANK TOP PLAN

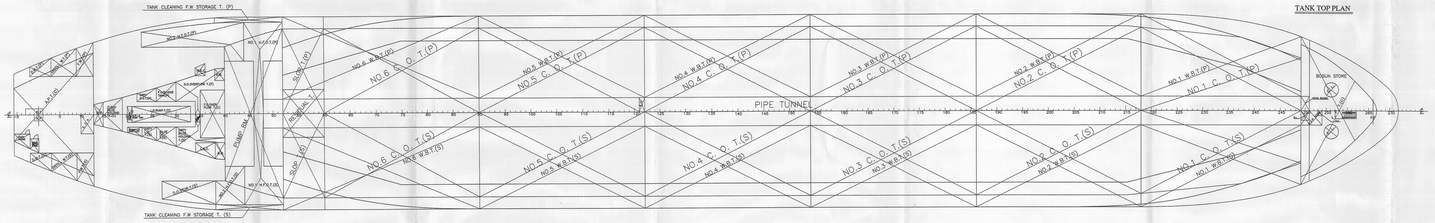

3-RD DECK PLAN

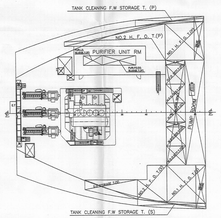

CARGO OIL TANKS

COMPARTMENT	LOCATION (FR. NO.)	VOLUME 100% FULL (M³)	VOLUME WER FULL (M³)	L.C.G FROM A.P.(M)	V.C.G FROM BL. (M)	MAX. MT OF INERTIA (M⁴)
NO.1 C. O. T.(P)	218~249	5782.862	5857.234	193.491	12.122	4210
NO.1 C. O. T.(S)	218~249	5776.535	5851.004	193.491	12.122	4210
NO.2 C. O. T.(P)	186~218	7260.110	7134.508	187.789	11.740	6356
NO.2 C. O. T.(S)	186~218	7249.064	7104.083	187.789	11.740	6356
NO.3 C. O. T.(P)	154~186	7277.361	7131.814	142.589	11.739	6368
NO.3 C. O. T.(S)	154~186	7253.349	7108.282	140.589	11.739	6368
NO.4 C. O. T.(P)	122~154	7275.355	7129.848	113.339	11.739	6369
NO.4 C. O. T.(S)	122~154	7231.368	7086.741	113.339	11.739	6369
NO.5 C. O. T.(P)	90~122	7236.919	7091.789	86.119	11.739	6389
NO.5 C. O. T.(S)	90~122	7238.604	7093.832	86.119	11.739	6368
NO.6 C. O. T.(P)	60~90	6758.164	6772.04	59.988	11.852	5970
NO.6 C. O. T.(S)	60~90	6871.748	6538.313	59.988	11.852	5970
SLOP T.(P)	52~ 60	1453.139	1424.088	43.747	11.823	1591
SLOP T.(S)	52~ 60	1451.013	1421.993	43.747	11.823	1591
RESIDUAL T.(C)	52~ 60	338.429	321.660	43.700	18.405	390
TOTAL		86211.64	84487.41			

WATER BALLAST TANKS

(S.G=1.025)

COMPARTMENT	LOCATION (FR. NO.)	CAPACITIES VOLUME 100% FULL (M³)	CAPACITIES WEIGHT 100% FULL (TONNES)	100% FULL L.C.G FROM A.P.(M)	100% FULL V.C.G FROM BL. (M)	MAX. MT OF INERTIA (M⁴)
F. P. T. (C)	249~273	1655.7	1653.3	212.584	7.524	4190
NO.1 W. B. T. (P)	218~249	1653.3	2001.1	194.578	8.254	2121
NO.1 W. B. T. (S)	218~249	1652.3	2001.1	194.578	8.254	2121
NO.2 W. B. T. (P)	186~218	1815.8	1859.1	187.762	6.962	5430
NO.2 W. B. T. (S)	186~218	1815.8	1859.1	187.762	6.962	5430
NO.3 W. B. T. (P)	154~186	1822.5	1868.1	140.853	6.909	5677
NO.3 W. B. T. (S)	154~186	1822.5	1868.1	140.853	6.909	5677
NO.4 W. B. T. (P)	122~154	1822.5	1868.1	113.403	6.909	5677
NO.4 W. B. T. (S)	122~154	1822.5	1868.1	113.403	6.909	5677
NO.5 W. B. T. (P)	90~122	1822.1	1867.8	86.206	6.911	5667
NO.5 W. B. T. (S)	90~122	1822.1	1867.8	86.206	6.911	5667
NO.6 W. B. T. (P)	52~ 90	2153.3	2207.1	56.225	7.302	4196
NO.6 W. B. T. (S)	52~ 90	2153.3	2207.1	56.225	7.302	4196
A. P. T. (C)	~8~ 13	832.0	847.8	4.388	13.201	4188
TOTAL		25310.7	25943.3			

FRESH WATER TANKS

(S.G=1.000)

COMPARTMENT	LOCATION (FR. NO.)	CAPACITIES VOLUME 100% FULL (M³)	CAPACITIES WEIGHT WER FULL (M³)	100% FULL L.C.G FROM A.P.(M)	100% FULL V.C.G FROM BL. (M)	MAX. MT OF INERTIA (M⁴)
D.W.T. (P)	~3~ 3	28.5	28.5	0.717	19.149	4
D.W.T. (S)	~3~ 3	28.5	28.5	0.717	19.149	4
F.W.T. (P)	9~ 13	71.8	71.8	7.753	18.484	32
F.W.T. (S)	9~ 13	71.8	71.8	7.753	18.484	32
DIST.M.T.(P)	3~ 9	75.3	75.3	4.389	18.625	21
DIST.M.T.(S)	3~ 9	75.3	75.3	4.389	18.625	21
TOTAL		351.2	351.2			

CLEANING WATER TANKS

(S.G=1.000)

COMPARTMENT	LOCATION (FR. NO.)	CAPACITIES VOLUME 100% FULL (M³)	CAPACITIES WEIGHT WER FULL (TONNES)	100% FULL L.C.G FROM A.P.(M)	100% FULL V.C.G FROM BL. (M)	MAX. MT OF INERTIA (M⁴)
T.CLEAN.F.W.STOR.T.(P)	38~ 52	171.0	171.0	34.565	13.402	13
T.CLEAN.F.W.STOR.T.(S)	38~ 52	171.0	171.0	34.565	13.402	13
TOTAL		342.0	342.0			

HEAVY FUEL OIL TANKS

(S.G=0.950)

COMPARTMENT	LOCATION (FR. NO.)	CAPACITIES VOLUME 100% FULL (M³)	CAPACITIES VOLUME WER FULL (M³)	CAPACITIES WEIGHT WER FULL (TONNES)	100% FULL L.C.G FROM A.P.(M)	100% FULL V.C.G FROM BL. (M)	MAX. MT OF INERTIA (M⁴)
NO.1 H.F.O.T. (P)	44~ 52	540.9	530.1	503.6	36.878	13.742	671
NO.1 H.F.O.T. (S)	44~ 52	540.9	530.1	503.6	36.878	13.742	671
NO.2 H.F.O.T. (P)	33~ 44	537.5	526.7	500.4	28.308	15.872	115
NO.2 H.F.O.T. (S)	33~ 44	265.8	260.3	248.2	31.851	14.880	80
H.F.O.SETT. (P)	44~ 48	35.2	34.4	32.7	35.500	12.618	9
H.F.O.SERV.T. (C)	44~ 48	35.2	34.4	32.7	35.500	12.618	9
H.F.O.SERV.T. (P)	44~ 48	35.2	34.4	32.7	35.500	12.618	9
TOTAL		2010.7	1970.1	1871.3			

DIESEL OIL TANKS

(S.G=0.900)

COMPARTMENT	LOCATION (FR. NO.)	CAPACITIES VOLUME 100% FULL (M³)	CAPACITIES VOLUME WER FULL (M³)	CAPACITIES WEIGHT WER FULL (TONNES)	100% FULL L.C.G FROM A.P.(M)	100% FULL V.C.G FROM BL. (M)	MAX. MT OF INERTIA (M⁴)
D.O.T. (S)	27~ 38	211.8	207.6	186.8	25.224	14.877	27
D.O.SERV.T. (S)	44~ 48	35.2	34.4	31.0	35.500	12.618	9
D.O.SETT.T. (S)	44~ 48	35.2	34.4	31.0	35.500	12.618	9
TOTAL		282.2	276.4	248.8			

LUBRICATION OIL TANKS

(S.G=0.900)

COMPARTMENT	LOCATION (FR.NO.)	CAPACITIES VOLUME 100% FULL (M³)	CAPACITIES WEIGHT WER FULL (M³)	CAPACITIES WEIGHT WER FULL (TONNES)	100% FULL L.C.G FROM A.P.(M)	100% FULL V.C.G FROM BL.(M)	MAX.MT OF INERTIA (M⁴)
NO.1 M/E CYL.O.STOR.T.(S)	22~ 26	34.3	33.8	30.2	18.267	17.798	10
NO.2 M/E CYL.O.STOR.T.(S)	22~ 24	11.3	11.1	10.0	17.100	17.616	1
M/E L.O.STOR.T.(S)	20~ 22	17.9	17.5	15.7	15.525	17.790	4
M/E L.O.SETT.T.(S)	18~ 20	14.6	14.3	12.8	13.830	17.820	2
M/E L.O.SUMP T.(C)	21~ 33	22.7	22.2	20.0	19.900	1.362	16
S/E L.O.STOR.T.(S)	16~ 18	11.3	11.0	9.9	12.339	17.893	1
S/E L.O.SETT.T.(S)	14~ 16	8.0	7.8	7.0	10.755	18.007	1
GENSET L.O.OVERFLOW T.(S)	20~ 23	2.8	2.8	2.5	16.054	1.732	0
TURBINE OIL T.(S)	46~ 48	7.3	7.2	6.4	36.300	16.815	1
TOTAL		130.2	127.5	114.5			

MISCELLANEOUS TANKS

COMPARTMENT	LOCATION (FR.NO.)	CAPACITIES VOLUME 100% FULL (M³)	100% FULL L.C.G FROM A.P.(M)	100% FULL V.C.G FROM BL.(M)	MAX.MT OF INERTIA (M⁴)
C.W.T.(C)	7~ 13	23.7	7.659	7.545	4
DIRTY BILGE HOLDING T.(S)	30~ 40	32.5	25.874	1.315	19
DIRTY L.O.T.(S)	23~ 26	5.4	18.404	1.599	1
BILGE OIL T.(S)	28~ 30	12.0	21.231	1.481	4
DIRTY F.O.T.(P)	22~ 26	6.6	18.097	1.615	1
F.O.SLUDGE T.(P)	28~ 30	12.0	21.231	1.481	4
F.O.OVERFLOW T.(C)	30~ 40	72.5	28.645	1.180	171
PURI.L.O.SLUDGE T.(P)	27~ 31	4.5	21.900	10.416	1
PURI.F.O.&D.O.SLUDGE T.(P)	31~ 38	7.6	26.300	10.416	2
D.O.OVERFLOW T.(P)	30~ 40	42.3	26.317	1.362	38
CLEAN BILGE HOLDING T.(C)	13~ 19	31.3	12.053	1.346	28
S/T L.O.DRAIN T.(C)	20~ 21	3.5	15.100	1.573	1
TOTAL		254.1			

DEADWEIGHT SCALE

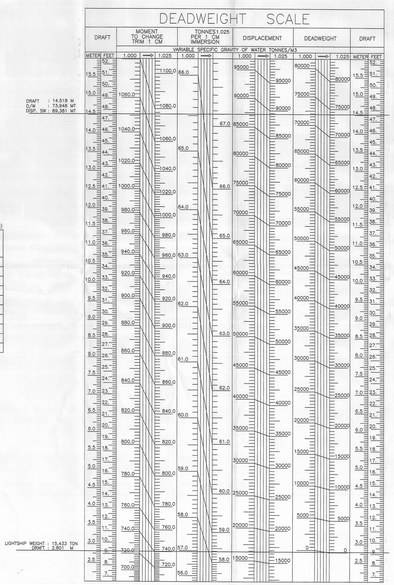

PLAN HISTORY

REV. NO.	MARK (C,A)	DESCRIPTION	BY	APPROVAL OWNER	APPROVAL CLASS	DATE/ CGAP	CHKR CHIEF

PRINCIPAL PARTICULARS

LENGTH O. A	228.60	M
LENGTH B. P.	219.70	M
BREADTH (MLD.)	32.26	M
DEPTH (MLD.)	20.80	M
DRAFT DESIGN (MLD.)	12.20	M
DRAFT SCANTLING (MLD.)	14.50	M
DEADWEIGHT		
— AT DESIGN DRAFT (EXTREME)	58,527	Tonnes
— AT SCANTLING DRAFT (EXTREME)	73,948	Tonnes
MAIN ENGINE :	B&W 5550MC-C x 1 Set	
— M.C.R. :	11,300 KW x 105 RPM	
— C.S.R.(80% OF MCR) :	10,170 KW x 101.4 RPM	
SPEED ON DESIGN DRAFT AT C.S.R		
— SERVICE SPEED WITH 15% SEA MARGIN	abt. 15.00 Kts	
COMPLEMENTS	30+4(SUEZ CREW)	
CAPACITY		
C. O. T.	W.B.(OR T.(PER) INCREDIBLY 100)	86211.64 M³
SLOP T.		2904.142 M³
RESIDUAL T.		338.429 M³
H. F. O. T.		2010.7 M³
D. O. T.		282.2 M³
F. W. T.		351.2 M³
T.CLEAN.F.W.STOR. T.		342.0 M³
L. O. T.		130.2 M³
W. B. T.		25310.7 M³

CLASSIFICATION : ABS

+A1(E),"Oil Carrier",+AMS, +ACCU, SH, SHCM, VEC, ESP, PL(30)

This drawing or document is the property of NCS and must not be partially or wholly copied and used for any other purpose without prior written permission of NCS

DESIGN	NEW CENTURY SHIPBUILDING CO., LTD. FOLL No:NC-503-440/0304 P/Vol. No:NC-503-640/0240
HULL NO.	0307332
OWNER	SAN EDWARD SHIPPING GMBH &CO.KG
SHIP NAME	GINNY
SUBJECT	73,400 DWT PRODUCT / CRUDE OIL TANKER

APP. BY:
APP. BY: SUN LIANG
CHK. BY: SUN GUAN
DWG. BY: CHEN LAN

CAPACITY PLAN WITH DEADWEIGHT SCALE

SCALE	DATE	CLASS	DWG.NO.
1/200	2008.08.15	A.B.S	B001~104

NEW CENTURY SHIPBUILDING CO., LTD.